

THE STRATEGY FOR THE HARMONIZATION OF STATISTICS IN AFRICA (SHaSA)



GOVERNANCE, PEACE AND SECURITY STATISTICS IN BURUNDI

YEAR OF GPS-SHASA SURVEY:
2014

SUPPORT SURVEY:
GPS-SHASA modules attached to a Living Standards Survey (ECVMB)

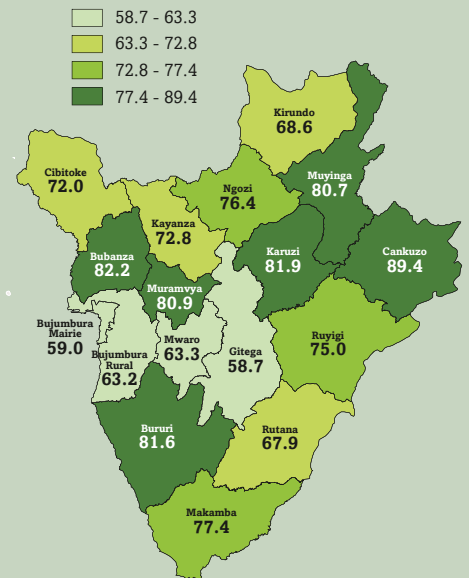
SAMPLE SIZE:
13,116 adults (sample representative of the national population)

“Vision Burundi 2025 recognizes governance to be a critical lever for economic development and for improving the living conditions of citizens. We started producing governance statistics to provide decision-makers with the disaggregated data they need to implement this vision nationwide.”

- Nicolas Ndayishimie, Director General,
Institut de statistiques et d'études économiques du Burundi



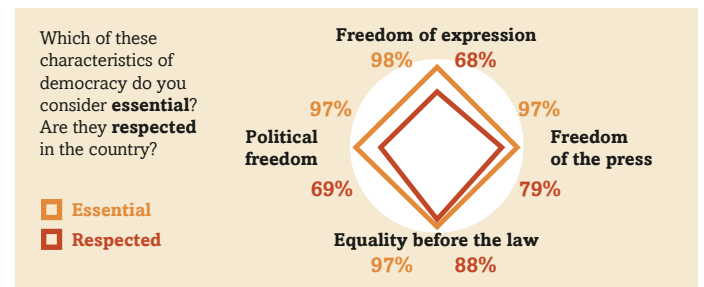
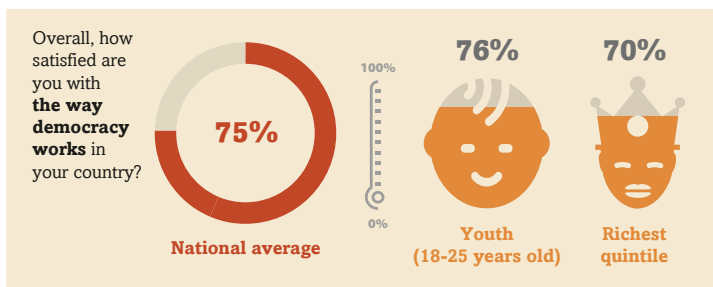
Overall, how satisfied are you with the way democracy works in your country?
(% who answered “fairly” or “very”, 2014)



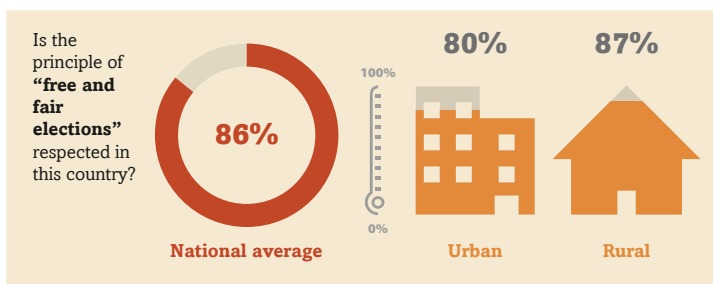
Source: INS Burundi, 2014 ECVMB Survey, GPS-SHASA modules

AU AGENDA 2063 ASPIRATION 3: An Africa of Good Governance, Democracy, Respect for Human Rights, Justice and the Rule of Law ⁽¹⁾

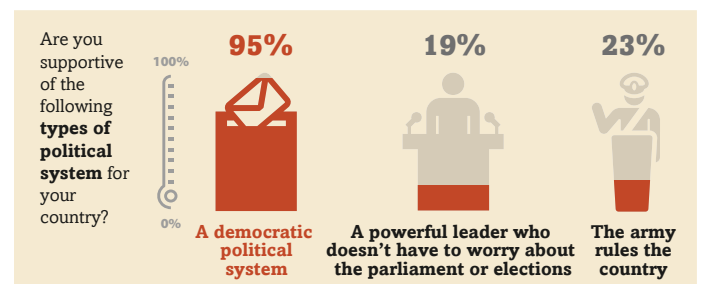
2023 Target: At least 70% of the people perceive the entrenchment of the culture of respect for human rights, the rule of law and due process.



2023 Target: At least 70% of the the public perceive elections to be free, fair and transparent by 2020.



2023 Target: Zero tolerance for unconstitutional changes in government is the norm.



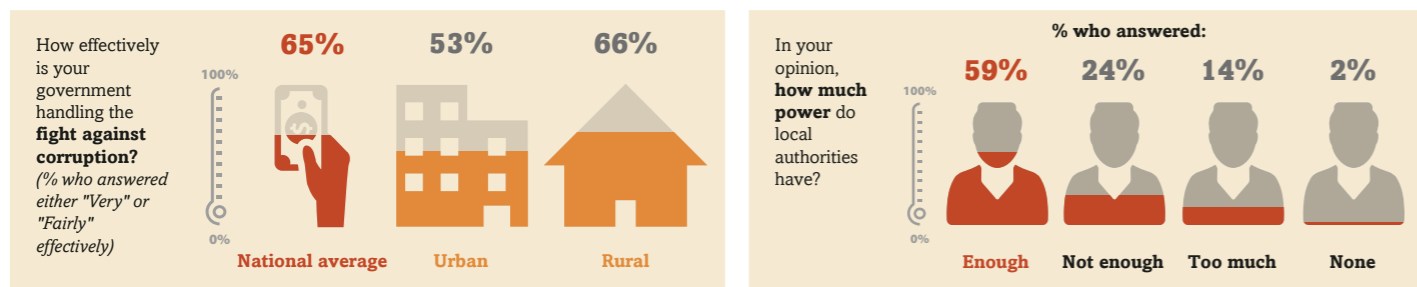
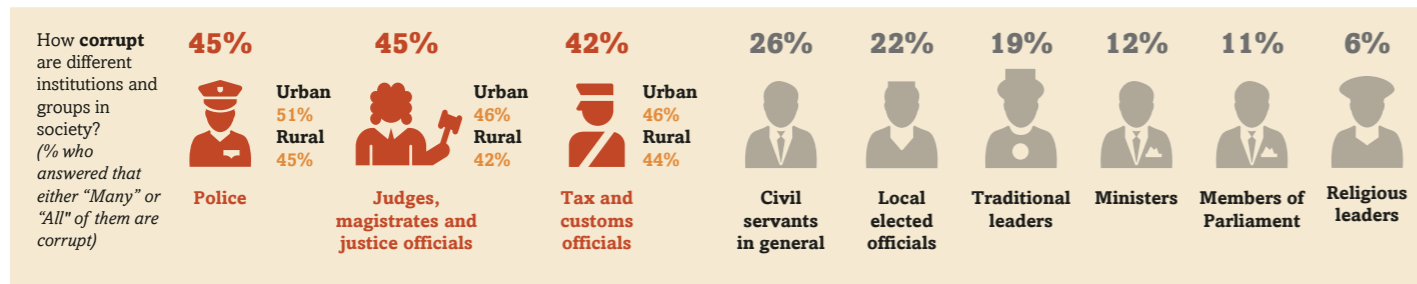
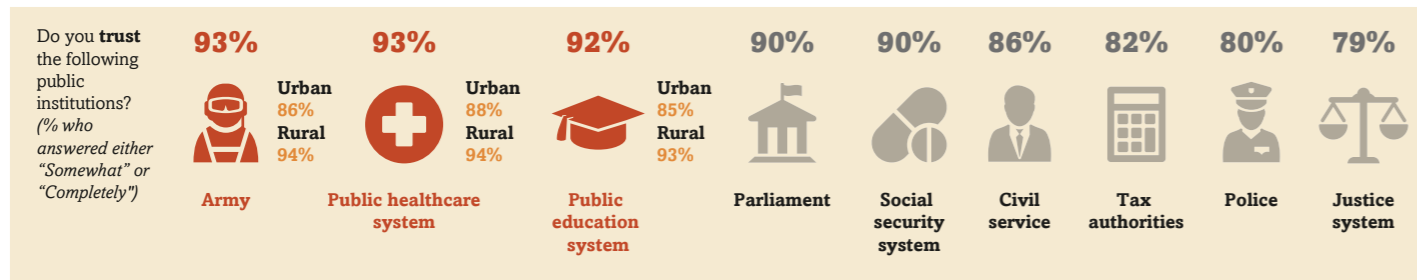
(1) Agenda 2063 - Goal 11: Democratic values, practices, universal principles of human rights, justice and the rule of law entrenched.

USING GPS-SHASA STATISTICS TO MONITOR THE IMPLEMENTATION OF “AGENDA 2063: THE AFRICA WE WANT”

AU AGENDA 2063 ASPIRATION 3: An Africa of Good Governance, Democracy, Respect for Human Rights, Justice and the Rule of Law

QUALITY OF INSTITUTIONS (2)

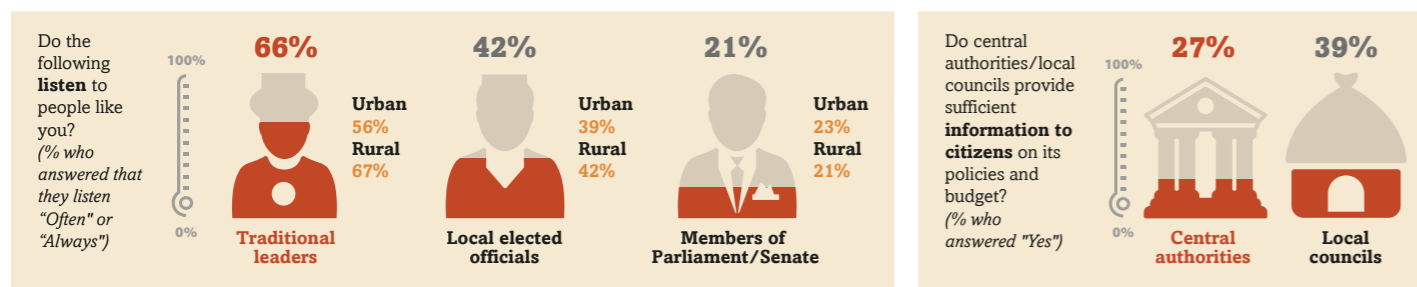
2023 Target: At least 70% of the public acknowledge the public service to be professional, efficient, responsive, accountable, impartial and corruption free.



(2) Agenda 2063 - Goal 12: Capable institutions and transformed leadership in place at all levels.

STATE-SOCIETY RELATIONS (3)

2023 Target: At least 70% of the people believe that they are empowered and are holding their leaders accountable.



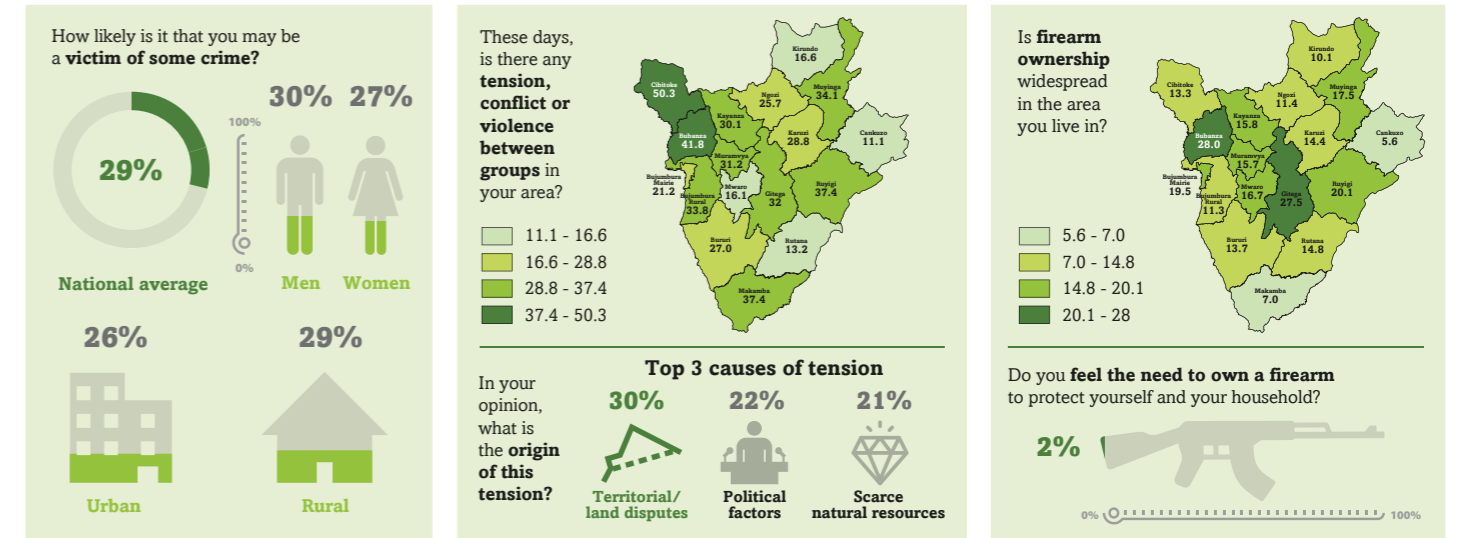
(3) Agenda 2063 - Goal 11: Democratic values, practices, universal principles of human rights, justice and the rule of law entrenched.

ASPIRATION 4: A Peaceful and Secure Africa

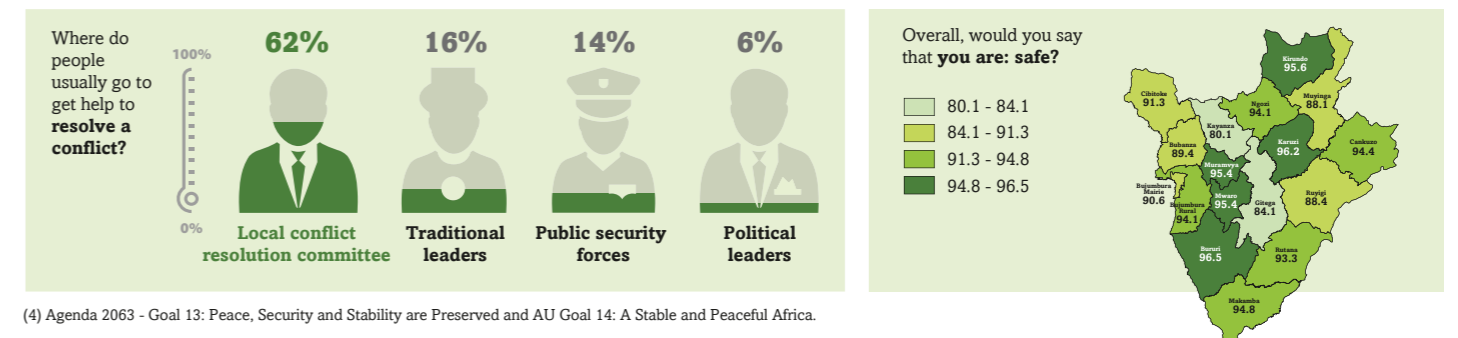
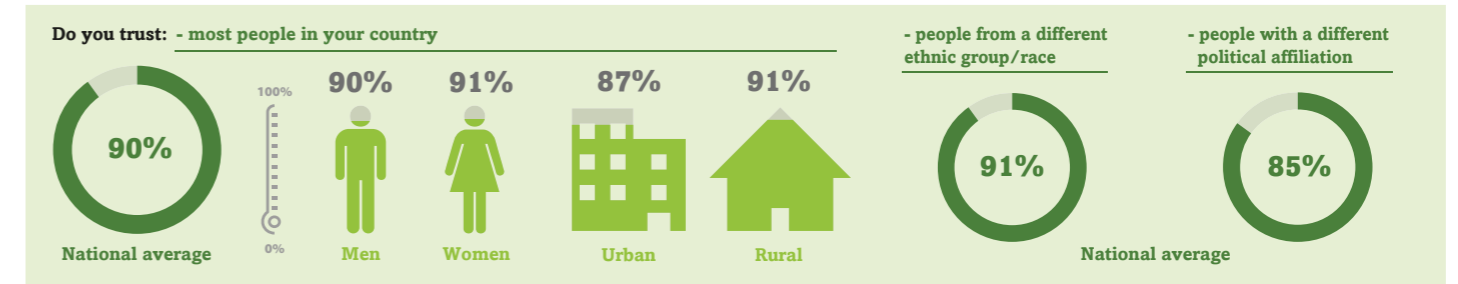
PERCEIVED RISKS AND TENSIONS (4)

2023 Target: Level of conflict emanating from ethnicity, all forms of exclusion, religious and political differences is at most 50% of 2013 levels.

2023 Target: Silence all guns by 2020




2023 Target: Entrench the culture of peace.

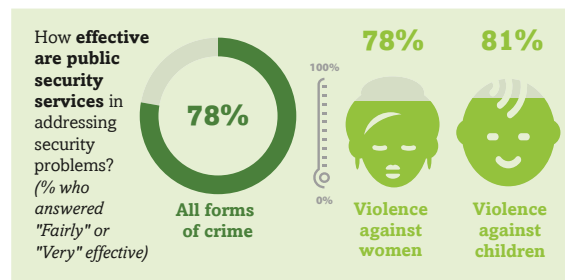
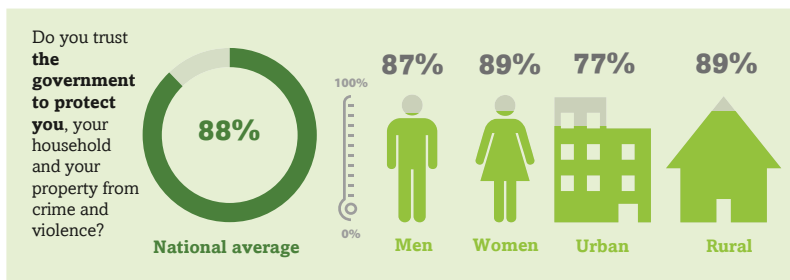


(4) Agenda 2063 - Goal 13: Peace, Security and Stability are Preserved and AU Goal 14: A Stable and Peaceful Africa.

PERFORMANCE OF PUBLIC SECURITY FORCES (5)

2023 Target: Complete civilian control of security services within democratic practices, rule of law and due processes by 2025





(5) Agenda 2063 - Goal 14: A Stable and Peaceful Africa.

USING GPS-SHASA STATISTICS TO MONITOR GLOBAL SDG 16 INDICATORS ON “PEACEFUL, JUST AND INCLUSIVE SOCIETIES”

National average	Men	Women	Urban	Rural
------------------	-----	-------	-------	-------

SDG Target 16.1 - Significantly reduce all forms of violence and related death rates everywhere

16.1.3 - Proportion of population subjected to physical violence in the previous 12 months <i>(Only includes instances of physical assault; questions on theft and robbery with violence were not asked, so statistics likely underestimated)</i>	4.4%	5.0%	3.8%	4.5%	4.3%
16.1.4 - Proportion of population that feel safe walking alone around the area they live (at night)	68.9%	71.7%	66.5%	67.0%	69.1%

SDG Target 16.3 – Promote the rule of law at the national and international levels and ensure equal access to justice for all

16.3.1 - Proportion of victims of violence in the previous 12 months who reported their victimization to competent authorities or other officially recognized conflict resolution mechanisms <i>(Only includes reports to the police; questions on reports to other formal justice institutions not asked, so statistics likely underestimated)</i>	21.9%	22.3%	21.5%	27.0%	21.0%
--	-------	-------	-------	-------	-------

SDG Target 16.5 - Substantially reduce corruption and bribery in all their forms

16.5.1 - Proportion of persons who had at least one contact with a public official and who paid a bribe to a public official, or were asked for a bribe by those public officials, during the previous 12 months <i>Bribery happens most often with:</i>	3.0%	4.4%	1.8%	5.8%	2.6%
1. Police	39.1%	44.1%	32%	50.9%	36.4%
2. Judges, magistrates and judicial officials	15.0%	14.9%	15.2%	3.6%	17.7%
3. Public servants in general	14.2%	12.4%	16.7%	13.6%	14.3%

SDG Target 16.6 - Develop effective, accountable and transparent institutions at all levels

16.6.2 - Proportion of the population satisfied with their last experience of public services <i>GPS-SHaSA question used as proxy: How well do you think your local council is handling the following: Delivering local services</i>	49.2%	49.3%	49.1%	42.4%	50.1%
---	-------	-------	-------	-------	-------

SDG Target 16.7 - Ensure responsive, inclusive, participatory and representative decision-making at all levels

16.7.2 - Proportion of population who believe decision-making is inclusive and responsive, by sex, age, disability and population group <i>GPS-SHaSA question used as proxy: "Do you think politicians respond to the population's concerns and needs?"</i>	36.0%	35.2%	36.6%	30.8%	36.6%
--	-------	-------	-------	-------	-------

SDG Target 16.B - Promote and enforce non-discriminatory laws and policies for sustainable development

16.B.1 - Proportion of population reporting having personally felt discriminated against or harassed in the previous 12 months on the basis of a ground of discrimination prohibited under international human rights law	10.7%	11.2%	10.2%	14.8%	10.1%
---	-------	-------	-------	-------	-------

The Strategy for the Harmonization of Statistics in Africa (SHaSA) is Africa’s pioneering effort to include the domain of **Governance, Peace and Security (GPS)** in official statistics. From 2012 to 2017, a group of African statisticians* developed and pilot-tested in 16 countries** a harmonized methodology for the periodic monitoring of GPS by national statistical offices across the continent. With the GPS-SHaSA survey modules, countries can easily monitor their progress in meeting Aspirations 3 (on Good Governance) and 4 (on Peace and Security) of the AU’s Agenda 2063: The Africa We Want and the UN’s Sustainable Development Goal 16 on Peaceful, Just and Inclusive Societies. **For more information, see www.austat.org**

* With technical and financial support from UNDP and scientific assistance from the French Research Institute for Development, IRD-DIAL.

** Benin, Burkina Faso, Burundi, Cameroon, Cabo Verde, Cote d’Ivoire, Guinea Bissau, Kenya, Madagascar, Malawi, Mali, Niger, Senegal, Togo, Tunisia and Uganda.



Funded by the European Union



THE AFRICA-EU PARTNERSHIP
LE PARTENARIAT AFRIQUE-UE